

2013 Midwest Mongrels

755-865-.466

Wild Card Qualifier—2005

Williams Division Champion—2009, 2012

National Conference Champion—2009

TBL Champion--2009

Manager

Bench Coach

Pitching Coach

3B Coach

1B Coach

Bullpen Coach

Victor Martinez





Tony Graffanino

Brandon Webb

Frankie Menechino

Jeff Reboulet

Adam Melhuse



MIDWEST MONGRELS 2013 Emergency Instructions

| Player | TM | B | BC-MG | BC-CG | SSN | SPD | ARM | PB | TH | G | PA | REM SBA |
|-------------------|------|---|----------|-------|-----|-------|-----|----|----|-----|-----|------------|
| Mike Aviles | BOS | R | 3/-3 | SA-2 | 27 | 14 | 33 | | | 136 | 546 | 20 |
| Darwin Barney | CC | R | -2/-1 | SA-0 | 33 | 13 | 34 | | | 156 | 588 | 7 |
| Drew Butera | MN | R | -6/3 | SA-0 | N | 10 | 35 | 2 | 1 | 42 | 122 | 0 |
| Luis Cruz | LAD | R | 0/-2 | SA-1 | 26 | 11 | 32 | | | 78 | 296 | 3 |
| Michael Cuddyer | COL | R | 3/-3 | SA-2 | 28 | 7 | 37 | | | 101 | 394 | 11 |
| Eduardo Escobar | MN | B | 10/-7 | SA-0 | 33 | 15 | 33 | | | 50 | 146 | 3 |
| Chris Gimenez | TB | R | 9/-13 | SA-5 | N | 11 | 32 | 0 | -3 | 42 | 109 | 0 |
| Carlos Gomez | MIL | R | -1/-2 | SA-1 | 33 | 19 | 37 | | | 137 | 452 | 43 |
| Jack Hannahan | CLEV | L | -10/2 | SA-5 | 9 | 7 | 30 | | | 105 | 318 | 2 |
| Erik Hosmer | KC | L | -5/1 | SA-3 | 35 | 12 | 33 | | | 152 | 598 | 17 |
| Reed Johnson | ATL | R | 2/-5 | SA-2 | 20 | 13 | 34 | | | 119 | 288 | 4 |
| Adam Jones | BAL | R | -2/-1 | SA-0 | 27 | 16 | 33 | | | 162 | 697 | 23 |
| Mark Kotsay | SD | L | -6/-1 | SA-3 | 9 | 6 | 31 | | | 82 | 156 | 2 |
| Adam LaRoche | WAS | L | PR -3/-1 | PR-1 | 20 | 4 | 31 | | | 154 | 647 | 2 |
| Darin Mastroianni | MN | R | 1/-3 | SA-1 | 34 | 18 | 31 | | | 77 | 186 | 24 |
| Jayson Nix | NYN | R | 1/-4 | SA-2 | 26 | 15 | 30 | | | 74 | 202 | 9 |
| Chris Parmelee | MN | L | -1/-1 | SA-0 | N | 6 | 32 | | | 64 | 210 | 0 |
| Xavier Paul | CIN | L | -8/0 | SA-4 | 26 | 16 | 32 | | | 55 | 96 | 6 |
| Ryan Roberts | TB | R | -2/-1 | SA-0 | 25 | 15 | 30 | | | 143 | 489 | 16 |
| Carlos Santana | CLEV | B | 0/-2 | SA-0 | 16 | 6 | 33 | 2 | -1 | 143 | 609 | 8 |
| Victor Martinez | NC | B | | | | | | | | | | |
| | | | | | | | | | | | | |
| | | | | | | | | | | | | |
| PITCHERS | TM | T | GRADE | CTL | HR | FAT | WP | HB | BK | MF | ST | RIP |
| Madison Bumgarner | SF | L | 11X | 25 | -11 | 26 | 1 | | | 1 | 32 | |
| Bruce Chen | KC | L | 4 | 24 | -23 | 27 | 2 | | 0 | 2 | 34 | |
| Ross Detwiler | WAS | L | 11 | -11 | 15 | 24/10 | 2 | | | 2 | 27 | 13.3 |
| Jeremy Hellickson | TB | R | 12 | -11 | -14 | 24 | 2 | | 0 | 1 | 31 | |
| Ervin Santana | LAA | R | 8 | -12 | -36 | 29 | 2 | | 0 | 0 | 30 | |
| Jerome Williams | LAA | R | 5/10* | 21 | -11 | 29/13 | 1 | | 0 | 0 | 15 | 46.3 |
| Jordan Zimmermann | WAS | R | 11Y | 25 | 14 | 25 | 1 | | 0 | 1 | 32 | |
| Cory Luebke | NC | L | | | | | | | | | | |
| | | | | | | | | | | | | |
| RELIEVERS | TM | T | GRADE | CTL | HR | FAT | WP | HB | BK | MF | ST | RIP |
| Kyle Farnsworth | TB | R | 12Y* | -36 | 51 | 5 | 3 | | 0 | 0 | 0 | 27 |
| Greg Holland | KC | R | 13XY* | -32 | 53 | 6 | 3 | 0 | | 2 | 0 | 67 |
| Sean Marshall | CC | L | 13XY* | 23 | 41 | 5 | 1 | | | 3 | 0 | 61 |
| Joel Peralta | TB | R | 14XY* | 22 | -15 | 5 | 3 | | | 0 | 0 | 67 |
| Glen Perkins | MN | L | 14XY* | 31 | 0 | 6 | 3 | | 0 | 3 | 0 | 70.3 |
| Fernando Rodney | TB | R | 27XY* | 26 | 53 | 6 | 3 | | 0 | 1 | 0 | 74.7 |
| SP/RP totals | | | | | | | | | | | 159 | 425.7 |

Cuts-- Carded— Chavez, Friedrich, Huff, Maier, Padilla, Petersen

Uncarded—Burroughs, Pauley, Punto, Renteria, Rivera, Webb, Wheeler, Wilson

Waiver Wire:

September Trade:

Monthly Player Roster

Up—on roster

D—in minors

| MONTHLY ROSTER | APR | MAY | JUNE | JULY | AUG | SEPT | OCT | NOV |
|--|---|-----|------|------|-----|------|-----|-----|
| Mike Aviles | D | Up | Up | Up | Up | Up | Up | Up |
| Darwin Barney | Up | Up | Up | Up | Up | Up | Up | Up |
| Drew Butera | D | Up | Up | Up | Up | Up | Up | Up |
| Luis Cruz | D | D | D | D | Up | Up | Up | Up |
| Michael Cuddyer | D | D | D | Up | Up | Up | Up | Up |
| Eduardo Escobar | Up | D | D | D | D | D | D | D |
| Chris Gimenez | Up | D | D | D | D | D | D | Up |
| Carlos Gomez | D | Up | Up | Up | Up | Up | Up | Up |
| Jack Hannahan | Up | Up | Up | Up | D | D | D | Up |
| Erik Hosmer | Up | Up | Up | Up | Up | Up | Up | Up |
| Reed Johnson | D | D | Up | Up | Up | Up | Up | Up |
| Adam Jones | Up | Up | Up | Up | Up | Up | Up | Up |
| Mark Kotsay | Up | Up | D | D | Up | Up | D | Up |
| Adam LaRoche | Up | Up | Up | Up | Up | Up | Up | Up |
| Darin Mastroianni | Up | Up | Up | D | Up | D | Up | Up |
| Jayson Nix | Up | Up | Up | Up | D | D | Up | Up |
| Chris Parmelee | Up | Up | Up | D | D | Up | D | Up |
| Xavier Paul | Up | D | D | D | D | D | D | Up |
| Ryan Roberts | Up | Up | Up | Up | Up | Up | Up | Up |
| Carlos Santana | Up | Up | Up | Up | Up | Up | Up | Up |
| Victor Martinez | | | | | | | | |
| <i>Batters on Roster</i> | 14 | 14 | 14 | 13 | 14 | 14 | 14 | 19 |
| <i>Pitchers on Roster</i> | 11 | 11 | 11 | 12 | 11 | 11 | 11 | 14 |
| Pitchers | APR | MAY | JUNE | JULY | AUG | SEPT | OCT | NOV |
| STARTERS | | | | | | | | |
| M. Bumgarner | Up | Up | Up | Up | Up | Up | Up | Up |
| Bruce Chen | D | D | D | Up | Up | D | D | Up |
| Ross Detwiler | Up | Up | Up | Up | D | Up | Up | Up |
| Jeremy Hellickson | Up | Up | Up | Up | Up | Up | Up | Up |
| Ervin Santana | Up | Up | Up | Up | Up | Up | Up | Up |
| Jerome Williams | D | D | D | D | Up* | Up* | Up | Up* |
| J. Zimmermann | Up | Up | Up | Up | Up | Up | Up | Up |
| Cory Luebke | | | | | | | | |
| RELIEVERS | | | | | | | | |
| Kyle Farnsworth | 2 | 2 | 2 | 2 | D | D | D | 2 |
| Greg Holland | 2 | 2 | 2 | 2 | 2 | 2 | 2 | 2 |
| Sean Marshall | 2 | 2 | 2 | 2 | 2 | 2 | 2 | 2 |
| Joel Peralta | 2 | 2 | 2 | 2 | 2 | 2 | 2 | 2 |
| Glen Perkins | 2 | 2 | 2 | 2 | 2 | 2 | 2 | 2 |
| Fernando Rodney | C | C | C | C | C | C | C | C |
| Down (D) = Not on roster that month | C=Closer L=Long Man SL=Situational Lefty, 1-2 batters per outing *Pitching in relief only, not starting Number = Maximum innings per series via constitutional rule | | | | | | | |

MIDWEST PITCHING ROTATION

April (19)

| | | |
|------------|------|--------|
| 1-4 | @FOG | 1234X |
| 6-8 | TAY | 512X |
| 10-12 | KNX | 345X |
| 14-17 | MAR | 1234X |
| 19-23 (24) | @POR | 51234X |

May (21)

| | | |
|-------|------|-------|
| 1-5 | HUD | 51234 |
| 6-9 | NBO | 5123X |
| 11-14 | @DET | 4512 |
| 15-18 | @BRO | 3451X |
| 20-23 | @COL | 2345 |

June (19)

| | | |
|-------|------|--------|
| 1-4 | @TAY | 1234X |
| 6-8 | @KNX | 512 |
| 9-11 | FOG | 345 |
| 12-16 | MLR | 12345X |
| 18-21 | @ZIO | 1234 |

July (21)

| | | |
|------------|------|-------|
| 1-5 | @KAN | 62345 |
| 6-9 | @MUN | 6234X |
| 11-14 | WHT | 6125 |
| 15-18 | CAY | 4312 |
| 19-22 (23) | GC | 5461X |

August (20)

| | | |
|------------|------|---------|
| 1-4 | @BH | 2364 |
| 5-8 | @DAL | 1234X |
| 10-13 | KAN | 6123 |
| 14-17 | RYE | 4612 |
| 18-21 (22) | LV | 3461XXX |

September (20)

| | | |
|-------|------|-------|
| 3-5 | @FOG | 345 |
| 6-9 | TAY | 1234 |
| 10-13 | KNX | 5123 |
| 14-17 | POR | 4512X |
| 19-23 | @NBO | 35124 |

October (22)

| | | |
|-------|------|-------|
| 1-4 | @HUD | 3512X |
| 6-9 | @NW | 3512 |
| 10-14 | @MAR | 74512 |
| 15-19 | ZIO | 34512 |
| 20-23 | GOH | 3451 |

November (20)

| | | |
|------------|------|-------|
| 2-6 | MUN | 63451 |
| 7-10 | @MEL | 2345 |
| 11-13 | @TAY | 123X |
| 15-18 | @KNX | 5123 |
| 19-22 (23) | FOG | 4512X |

| | |
|--------------------|-----------------|
| 1— Zimmermann (32) | 5—Detwiler (27) |
| 2—Bumgarner (32) | 6—Chen (9) |
| 3—Hellickson (31) | 7—Williams (1) |
| 4—Santana (30) | |

The Dawgs will play the board game this year as always.
Please wait for instructions each month; I will send them by the first of the month

MID

Vs all

| | |
|--|-----------|
| Gomez (LH)/Johnson (RH) | RF-3/LF-2 |
| Barney | 2B-9 |
| Jones | CF-3 |
| LaRoche | 1B-5 |
| Johnson/Cuddyer | LF-2/RF-2 |
| Santana | C-8 |
| Cruz/Mastroianni (LH) | 3B-4/DH |
| Hosmer (RH)/Roberts (LH)-Hannahan (RH) | DH/3B-4 |
| Aviles/Nix | SS-8 |
| Pitcher | P-2 |

If you are using this, I am probably in a hospital! But it will cover your options, and is to be seen as a starting point based on which players are on the roster in any given month. Start with the decision about Gomez or Johnson as the leadoff hitter, and then fill out the roster as necessary with the options in the other spots. **I always will send out specific instructions with game by game match ups throughout the season.**

Midwest on Offense

The offense is pretty settled this year for once.

C— Carlos Santana for 143 games. Chris Gimenez and Drew Butera find their way into 19 starts combined.

1B—Adam LaRoche for 155 games with that nice 1B-5 and four-power card in the number four spot in the batting order. Eric Hosmer plays the other seven games.

2B—Darwin Barney with the 2B-9 holds down the number two spot in the batting order for 156 games. Ryan Roberts can take the other six starts.

3B—Platoon of Luis Cruz, Ryan Roberts and Jack Hannahan. All are 3B-4, but only Cruz can actually hit.

SS—Mike Aviles is serviceable as a SS-8 for 136 games. Jayson Nix takes the rest of the starts.

LF—Just say Adam Jones for 162 games of OF-3.

CF—Carlos Go-go Gomez actually plays effectively with the OF-3 for 137 games. Johnson spells Gomez, too, going to LF with Jones sliding over to CF.

RF—Michael Cuddyer starts 101 games here. Reed Johnson plays the rest of the games, but is in LF, with Jones switching to center and Gomez to RF.

DH—Eric Hosmer takes the majority of the starts, but Darin Mastroianni and some others can fill in here as needed.

Offensive Strategies

Bunt: I love this play, as you well know. Bunt the leadoff base runner to second or third in the fifth inning or later of every game that is +1/-1 if the following hitters are up to bat: Hosmer, Gimenez, Butera, Hannahan, or Escobar. If the runner at first base has a steal rating of 28 or higher after adjustments, however, hit and run instead with any two-31 hitter. In the eighth inning or later of a tie game, if the leadoff hitter gets on and the hitter is not Jones, LaRoche, Gomez, Cuddyer, Santana, or Johnson, bunt the runner to third with no out. Squeeze from the sixth inning on in any game that is tied or the Dawgs trail by one, less than two out, and the batter is: Barney, Kotsay, Aviles.

Hit and Run: I have plenty of SBA, and lots of guys with two 31s. Early in the game, hit and run with a proper batter when Aviles, Gomez, Hosmer, Jones, or Mastroianni is on first base. Hit and run in the fifth or later when any of those runners is on base, as well as Cuddyer and Nix, if their adjusted steal value is 28 or higher.

Stolen Base: Gomez has the green light once each series. Save that for the seventh inning or later, game tied or Dawgs down one, and Gomez gets on with less than two outs. Otherwise, don't generally steal. Use the hit and run instead.

Runner Advancement and Throws: Use the chart for advancing on the bases, and throw to bases as you would for your own team. I trust your judgment. Do not be afraid to be aggressive and possibly lose base runners; I lack power and depend on the speed of my runners to try for an extra base.

Infield In: I never have good luck with this. So, limit this to the 8th inning or later, less than two outs, and Dawgs ahead by one to three runs.

Hold Runners/Stretch: Hold all runners at first as long as game is within four runs. If more than that, do not hold with LH batters at the plate. Always stretch with runners on base.

Everything else is your judgment. Play my team as you would yours. Within the restrictions listed above, play to win today's game.

Midwest Pitching in 2012

Four good quality starters man 122 starters, and then there are 30 starts of a bad Ervin Santana year, and 10 awful Bruce Chen/Jerome Williams starts. For most of the season, the rotation, in order, is Zimmermann, Bumgarner, Hellickson, Santana, and Detwiler. We will use a valet system for the ten Chen/Williams starts.

If Chen or Williams is pitching a shutout, he stays in. If he gives up four runs in the first or second innings, let him stay in until he is pounded. But if he:

gets to the fourth inning;

has not been pounded;

and does allow a base runner to get on base,

use the chart below to decide what to do. The first pitcher to enter should be a right hander in the 4th through 6th innings, as I am hoping to turn around the shifts for an inning or so in addition to keeping the game close. In those games, alternate lefties and righties thereafter until it is time for a Rodney save. Rodney can go two innings for saves in these Chen/Williams games. In the 8th, notice that Marshall is the main choice, due to his good peripherals, to get to Mr. Rodney.

Williams is only making one start. Use the same chart for him, even though it does not accomplish the goal of turning around the splits.

| Midwest score compared to yours | 4 th | 5 th | 6 th | 7 th | 8 th | 9 th |
|---------------------------------|--|--|-----------------------|-----------------------|-----------------------|-----------------------|
| +3 | Stays in until another runner gets on base | Stays in until another runner gets on base | Peralta | Holland | Marshall | Rodney |
| +2 | Holland | Peralta | Holland | Perkins | Marshall or Rodney | Rodney |
| +1 | Holland | Peralta | Holland | Perkins | Marshall or Rodney | Rodney |
| Tied | Holland | Peralta | Holland | Perkins | Marshall or Rodney | Marshall |
| -1 to -4 | Farnsworth or Williams | Farnsworth or Williams | Peralta | Holland | Perkins | Perkins |
| -5 or more | Stay in until pounded | Stay in until pounded | Stay in until pounded | Stay in until pounded | Stay in until pounded | Stay in until pounded |

For the rest of the starters, follow these general guidelines:

Santana—keep him on a short leash. If he gets to the sixth and has a lead, be ready to go to the bullpen. Rotate the relievers in and out to get the split advantages. Remember, he has a terrible HR rating, so if a man gets on late in a tight game, yank him immediately.

Zimmermann, Hellickson, and Bumgarner can all work into the seventh before you look to the pen. Don't be afraid to take them out in the sixth, but they have more leeway, using your judgment, to get out of their own early jams. I am hoping they will be able to save relief innings for me during the first half of the season. As the year wears on, I will amend their usage according to the projected relief usage left.

As for the relievers, everyone is in the same range except the closer, Mr. Fernando Rodney, and you should use them in the middle of innings to get the five point bump. If they get through their inning, let them start the next inning in order to get another bump for the next reliever.

Notice the walk and HR ratings, and use your own judgment to determine if you prefer to stop extra base runners or homeruns per game situation. Usually, go no more than 1-2/3 IP with any of the relievers who are in set up roles. Mr. Rodney can be used for 1-1/3 IP for saves always. In the Chen/Williams games, you can stretch that to two innings if the starters came out early in the game.

Anything else that is not covered anywhere in the instructions, use your own judgment. Moreover, if you have a hunch about something working better in my favor based on the game situation, feel free to make the move. If you play my team as you would yours, I will always be happy with the results, good or bad, for the Dawgs. Enjoy the games and do what you can to get a win or two for me at your house!

Best of luck to all this season.

Darrell